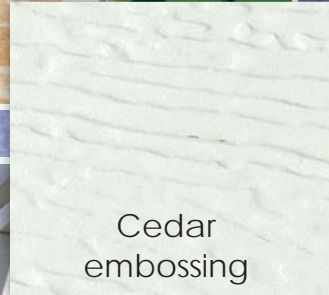



# Elitewood™


## Product Overview



Cedar  
embossing



Deep driftwood  
embossing



### End Cut Options

Beams and rafters help define the overall visual impact of an Elitewood lattice cover. With four different end cut options, there is an enormous range of design possibilities.



Scallop



Bevel



Miter



Corbel

### Warranty

Elitewood comes with a transferable Lifetime Limited Warranty. Our product is guaranteed not to peel, blister, flake, chip, split, rust, or crack for the lifetime of the original property owner. Homeowners should enjoy their new lattice shade cover, not worry about it.

### Specifications

Elitewood lattice is engineered to meet or exceed most local, state, and national building codes. The Elitewood Lattice Series components feature seamless consistency among all components giving homeowners a fashion sensible backyard environment.



BPGEOBA104

**METALS USA**  
BUILDING PRODUCTS  
buildingproductsusa.com

**METALS USA**  
BUILDING PRODUCTS



## Introducing Elitewood™ Enduring The Rigors of Time

Metals USA presents Elitewood™. A unique metallic composition which offers not just comfort, but complete peace of mind: Little to no maintenance; Total weather resistance; No cracking, warping, or splitting; No need for painting; and unsurpassed durability that will preserve its beauty for years to come.

The Elitewood™ Lattice Series product line is embossed with a rough hewn wood look that portrays the natural appearance and beauty of wood without the issues associated with wood. Available in either deep driftwood or natural cedar embossing. With Elitewood's™ upgraded features, design diversity, and numerous optional extras, create the perfect shade cover to enhance the beauty of your home and lifestyle. Elitewood™ is not only an investment that provides return on a homes value, but creates the perfect environment for any occasion.

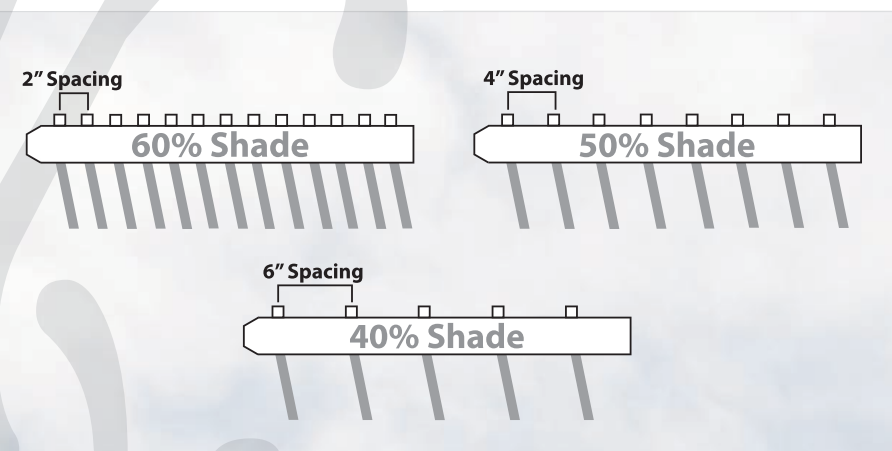
## Elitewood™ offers homeowners superiority and simplicity

Is it wood or is it aluminum? With Elitewood's™ realistic wood finish, it's hard to tell. However, the difference will be clear when – unlike wood – Elitewood™ is never in need of paint or repair.

	Elitewood™	Wood	Vinyl
<b>Quality Construction</b>	●	●	●
<b>Visual Appeal</b>	●	●	●
<b>Deep Wood Texture</b>	●	●	●
<b>Custom Size Components</b>	●	●	●
<b>Maintenance Free</b>	●	●	●
<b>Termite/Insect Resistant</b>	●	●	●
<b>Warp &amp; Crack Resistant</b>	●	●	●
<b>Strong Yet Lightweight</b>	●	●	●
<b>Requires Zero Repainting</b>	●	●	●
<b>Rain, Sun, Weather Resistant</b>	●	●	●



The difference between wood and Elitewood™ is easy to see.



## Degree of Shade

By simply adjusting lattice tube spacing, a shade factor of 60-40 percent can be achieved.\*


\*Example assumes 2" x 2" lattice tubes. Rafters and beams are taken into consideration when calculating the shade coefficients.



Open Style



Solid Style



Combination Style

## Elitewood™ Styles

The tremendous flexibility of Elitewood™ lets you select the amount of shade your patio cover will provide, from 60% to 40% to total shade. You can combine styles to give you a patio cover that will provide full protection from rain or sun, as well as allow a desired degree of partial sunlight into the home.

## Open Style

With a traditional style open lattice cover, you can select the amount of shade or sunlight that you desire in your outdoor patio living area. Open lattice patio covers also contribute a cooling ventilation effect within the covered patio living area.

## Solid Style

Solid style patio covers provide complete protection from the elements such as sun or rain. Solid style patio covers are available in both insulated and non-insulated models. Our Insulated Patio Covers provide an insulated panel system that is impervious to heat or cold transfer. Ceiling fans or other light fixtures can be installed on the ceiling side of our structural Insulated Patio Cover roof panels. Our flat pan cover, designed with heavy gauge aluminum, is embossed to match perfectly with the latticework.

## Combination

Use your imagination and design a combination patio cover featuring both open style and solid style sections. This feature allows homeowners to enjoy their Elitewood patio cover rain or shine. With a combination patio cover, you can virtually custom design a patio structure for a total outdoor living experience.